

GJC Web Design Omviva Virtuemart 3.0 & 4.0 Shipping Plugin



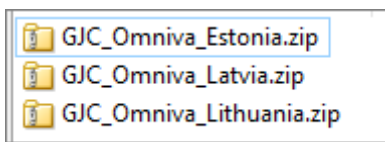
This is the VirtueMart 3.0 & 4.0 Omniva Shipping Plugin that fully integrates and shows real time collection points during the checkout process.

Installs as a native VirtueMart 3.0 & 4.0 Joomla 3.x & 4.0 Shipping Plugin.

Price is €50.00

Installation Instructions

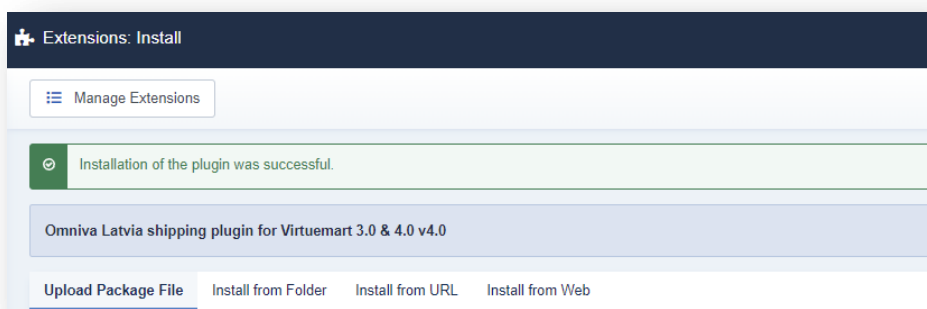
After downloading the package (GJC_Omniva_4_Baltic_Shipping.zip) first unzip it.



Inside are the 3 separate installers for each country.

Use the standard Joomla Installer to install which countries are required.

The success message will appear



Shopper Field:

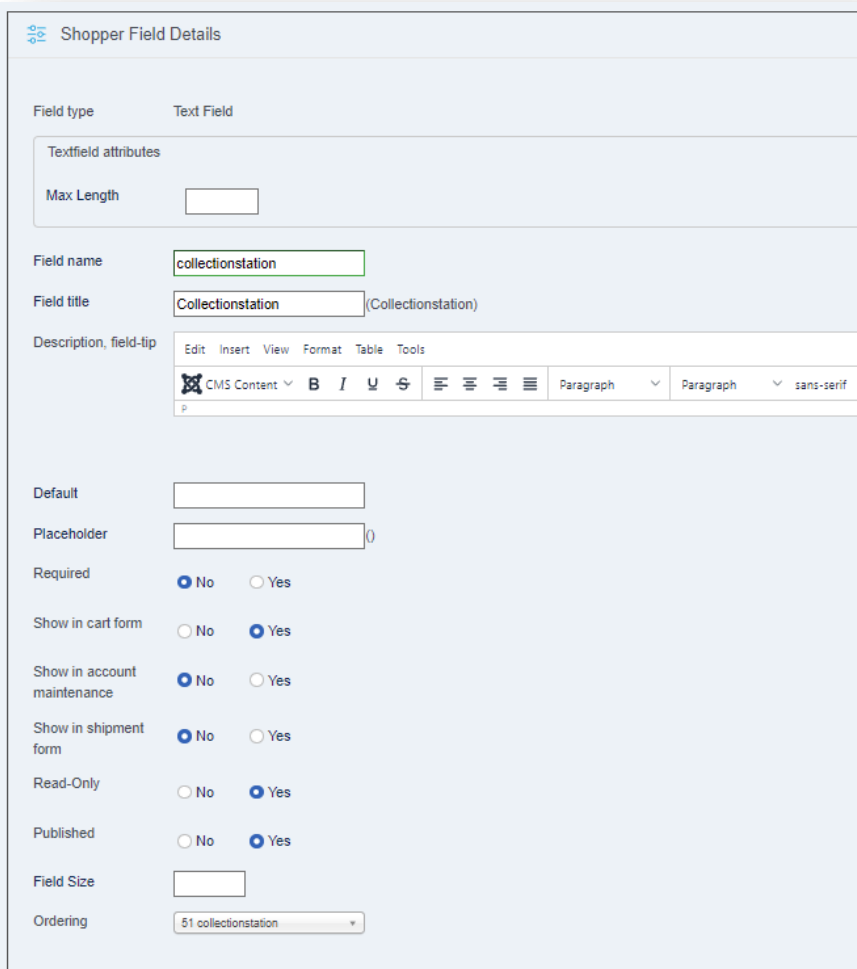
Because of the increasing use of ajax based One Page Checkouts (VP, Rupostel etc) the session is not a reliable way to pass the chosen collection station to the final cart.

Therefore it is necessary to configure a VM Shopper Field to pass the chosen station to the order etc. This isn't ideal but there appears to be no other reliable way to store extra data from shipping plugins to the order.

Go to VM Shopper fields and configure the following field.

Its name MUST be collectionstation

The title can be a language constant as it will appear in the email and invoice.



The screenshot shows the 'Shopper Field Details' configuration page. The field type is 'Text Field'. Under 'Textfield attributes', there is a 'Max Length' input field. The 'Field name' is 'collectionstation' and the 'Field title' is 'Collectionstation (Collectionstation)'. The 'Description, field-tip' section shows a rich text editor with a toolbar and a paragraph of text. The 'Default' and 'Placeholder' fields are empty. The 'Required' field is set to 'No'. The 'Show in cart form', 'Show in account maintenance', 'Show in shipment form', 'Read-Only', and 'Published' fields are all set to 'Yes'. The 'Field Size' is set to 1 and the 'Ordering' is set to 51.

The display is hidden by css when the Omniva plugin is displayed but will show if the method isn't shown (e.g. when another country is chosen).

You can hide it by css in what ever is the easiest way your template allows this - normally there is a custom.css file or an input in the template for css.

In Virtuemart the class to hide will be:

```
.vm-fieldset-collectionstation{
    display: none;
}
```

In VP OPC the class to hide will be:

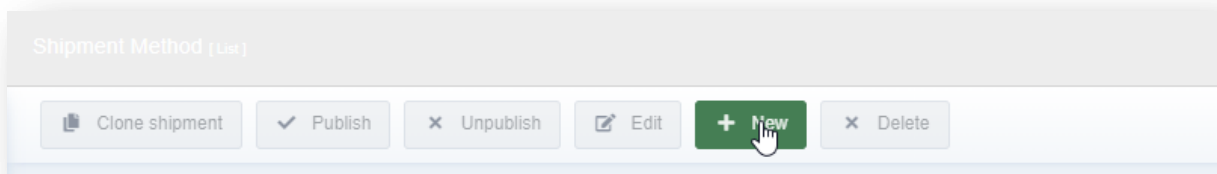
```
.cart-collectionstation-group {
    display: none;
}
```

This may vary in other checkouts.

It would also be possible to hide this field in emails and the invoice but some php knowledge would be necessary.

Make a new Shipping Method:

Now go to Components->Virtuemart and browse to Shop->Shipment methods. Click on "New".



The configuration page will open.

Give the new method a title and select 'Omniva Latvia plugin for Virtuemart' as the method.

Configure any other parameters you require - you would normally limit this plugin to current country.

Shipment Method [Edit]

Save & Close Save Cancel Help

SHIPMENT METHOD INFORMATION

Shipment Method

Shipment Name	omniva latvia
Sef Alias	omniva-latvia
Published	<input checked="" type="radio"/> Yes <input type="radio"/> No
Shipment Description	
Shipment Method	Omniva Latvia plugin for Virtu...
Shipment Method Color	<input type="color" value="#00FF00"/>
Minimum amount	
Maximum amount	
Shopper Group	Available for all
Categories	Select Some Options
Blocking categories	Select Some Options
Countries	Latvia x
Blocking countries	Select Some Options
Coupon	<input type="checkbox"/>
Only for coupon code	
List Order	0
Currency	Euro

Click Save.


Configuration:

Now click the 'Configuration' Tab.

Configure the other parameters.

The Url of the csv file is always: <http://www.omniva.lt/locations.csv>

SHIPMENT METHOD INFORMATION

 **omniva latvia**
Shipment Method: omnivalv

Logo	<input type="text" value="Select Some Options"/>
Url of the csv file	<input type="text" value="http://www.omniva.lt/location"/>
Title displayed to the client:	<input type="text" value="Omniva Latvia"/>
Shipping fee for small box (8*39*39cm)	<input type="text" value="2.89"/>
Shipping fee for medium box (19*39*39cm)	<input type="text" value="2.89"/>
Shipping fee for large box (59*39*39cm) - this is the maximum allowed	<input type="text" value="2.89"/>
Display for all countries? If No will only show if the user has Latvia selected as their country	<input type="text" value="No"/>
Show short Omniva collection point names:	<input type="text" value="Show long collection point na..."/>
Sort collection points?	<input type="text" value="Yes"/>
Enable free shipping?	<input type="text" value="No"/>
Enable free shipping from:	<input type="text"/>
Calculate shipping fee	<input type="text" value="Per Order"/>
Tax:	<input type="text" value="Tax 20%"/>
Shopper field class	<input type="text" value="vm-fieldset-collectionstation"/>
Shopper field input ID	<input type="text" value="collectionstation_field"/>
Debugging on?	<input checked="" type="radio"/> No <input type="radio"/> Yes

The "Shopper field class" is the css class of the complete shopper field element configured above.

The "Shopper field input ID is the css ID the actual input field"

e.g.


```
▼ <fieldset class="vm-fieldset-collectionstation">
  ▼ <div class="cart collectionstation" title="">
    <span class="cart collectionstation">Collectionstation</span>
    <input id="collectionstation_field" type="text" name="collectionstation"
      size="" value="Smiltenes novads": Raunas TOP pakomāts (Raunas pagasts)"
      readonly="readonly">
  </div>
</fieldset>
```

and save.

Debugging setting:

There is extensive debugging available to help with any issues. If you do have a problem we are here to help - just use our Support page at <http://www.gicwebdesign.com/home/support.html>

We may ask you to copy paste the debug to help us diagnose your problem - but 99% of the time all runs smoothly!



Change Log

- * @version 1.0
- * @version 1.1 10.09.2016 extensive rewrite .. compatibility with DPD and Pastastacija plugins
- * @version 1.2 12.09.2016 renderPluginName() over ride
- * @version 1.3 10.01.2017 encoding change for the csv line 513
- * @version 1.4 20.01.2017 complete rewrite of csv/country handling
- * @version 1.5 27.02.2018 complete rewrite plugin
- * @version 1.6 10.02.2020 chosen added to selects
- * @version 1.7 25.02.2020 switch to display for all countries, select disabled if not selected
- * @version 1.8 19.04.2020 upgrade JS

- * @version 1.9 20.05.2020 use shopper field for collectionstation
- * @version 2.2 10.05.2021 use configs for html elements - ajax stop removed from select change
- * @version 2.3 20.01.2022 php 8 fixes
- * @version 2.4 20.05.2022 VM4 fixes & added length filtering
- * @version 4.0 06.07.2022 VM4 fixes final