

GJC Web Design e-go Virtuemart 2.0 Suburbs Plugin






This is the VirtueMart 2.0 e-go Suburbs Plugin that returns e-go suburbs based on customer postcodes in the checkout process. Installs as a native VirtueMart 2.0 Joomla 2.5 System Plugin.

You can download it here - [Download](#)
Price is €20.00

Dedicated Test Site Here [GJC Web Design Aussie Test Site](#)

Installation Instructions

After downloading the package (vm2.0_e_go_shipping_UNZIPFIRST.zip) first unzip it.

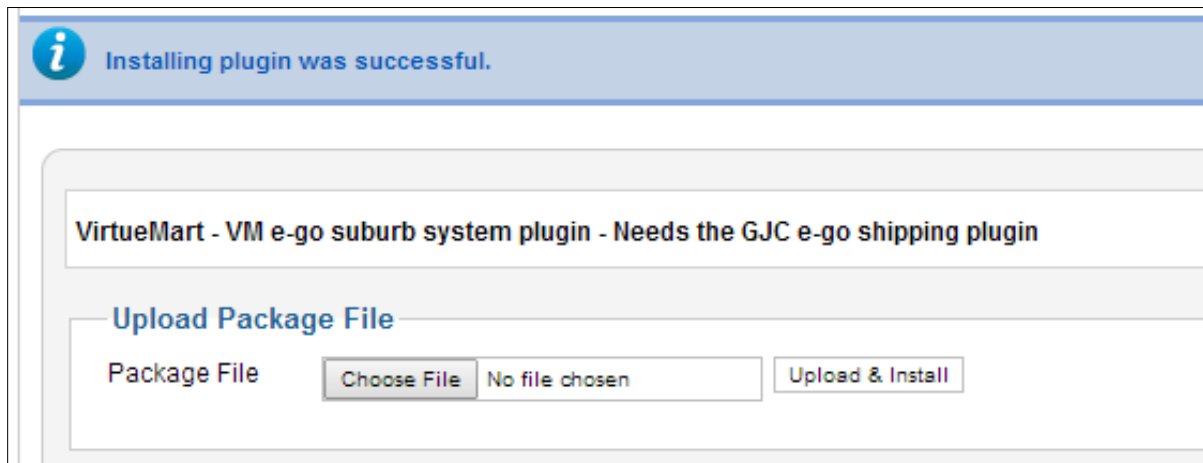
 edit_address_userfields.php	6,56 KB	PHP File
 GJC e-go Virtuemart 2 suburbs.pdf	800 KB	Adobe Acrobat Document
 vmegosuburb.1.0.zip	2,64 KB	Zip Compressed File

Use the standard Joomla Installer to install the zip file vmegosuburb.1.0.zip

Upload Package File

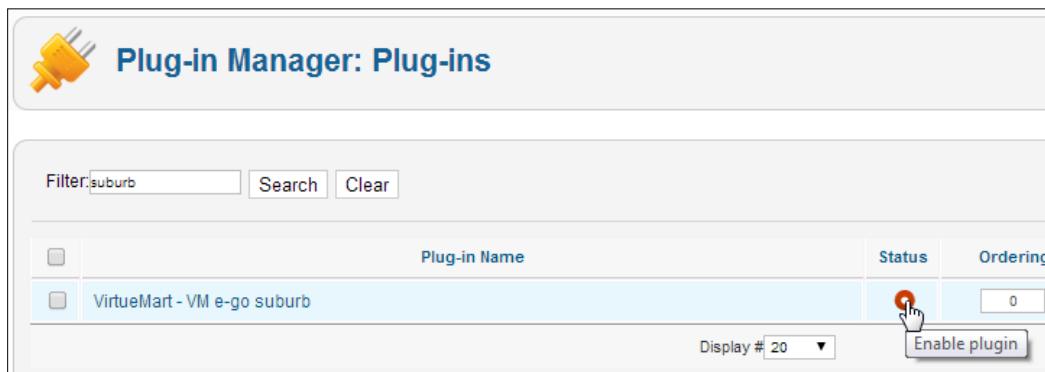
Package File vmegosuburb.1.0.zip

The success message will appear

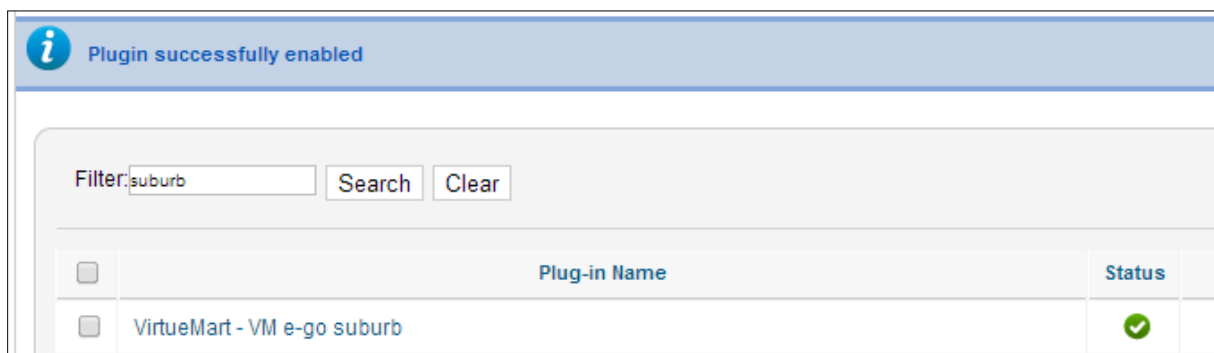


Enable Plugin:

Go to Extensions->Plug-in Manager and search for 'suburb'. Click the icon to enable



Enabled successfully

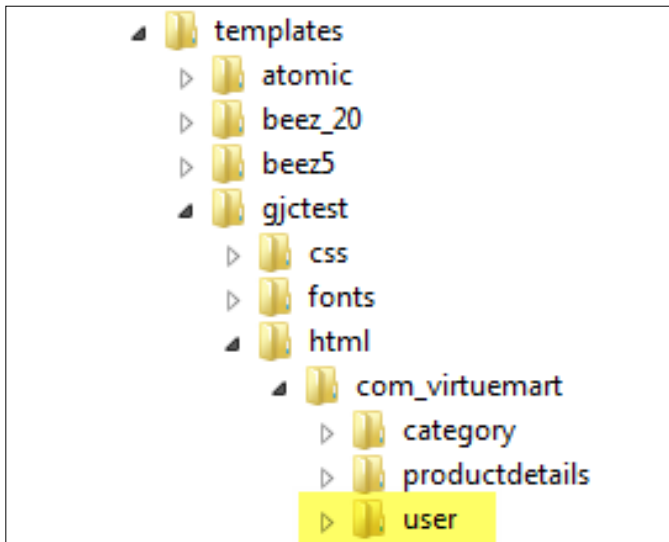


Install template over ride:

Via ftp check if your template is using over rides for Virtuemart.

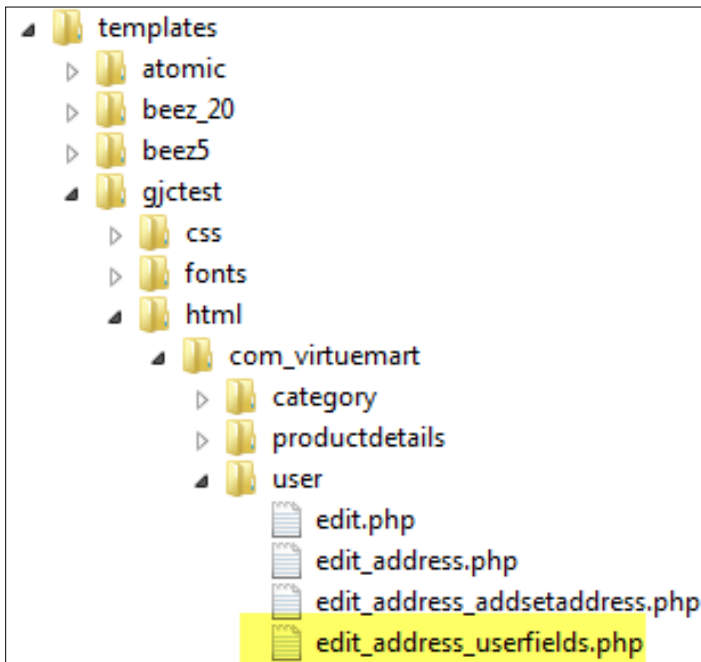
Go to your templates/YOUR_TEMPLATE/html and see if there is a com_virtuemart folder.

If not make one and under it make a user folder.



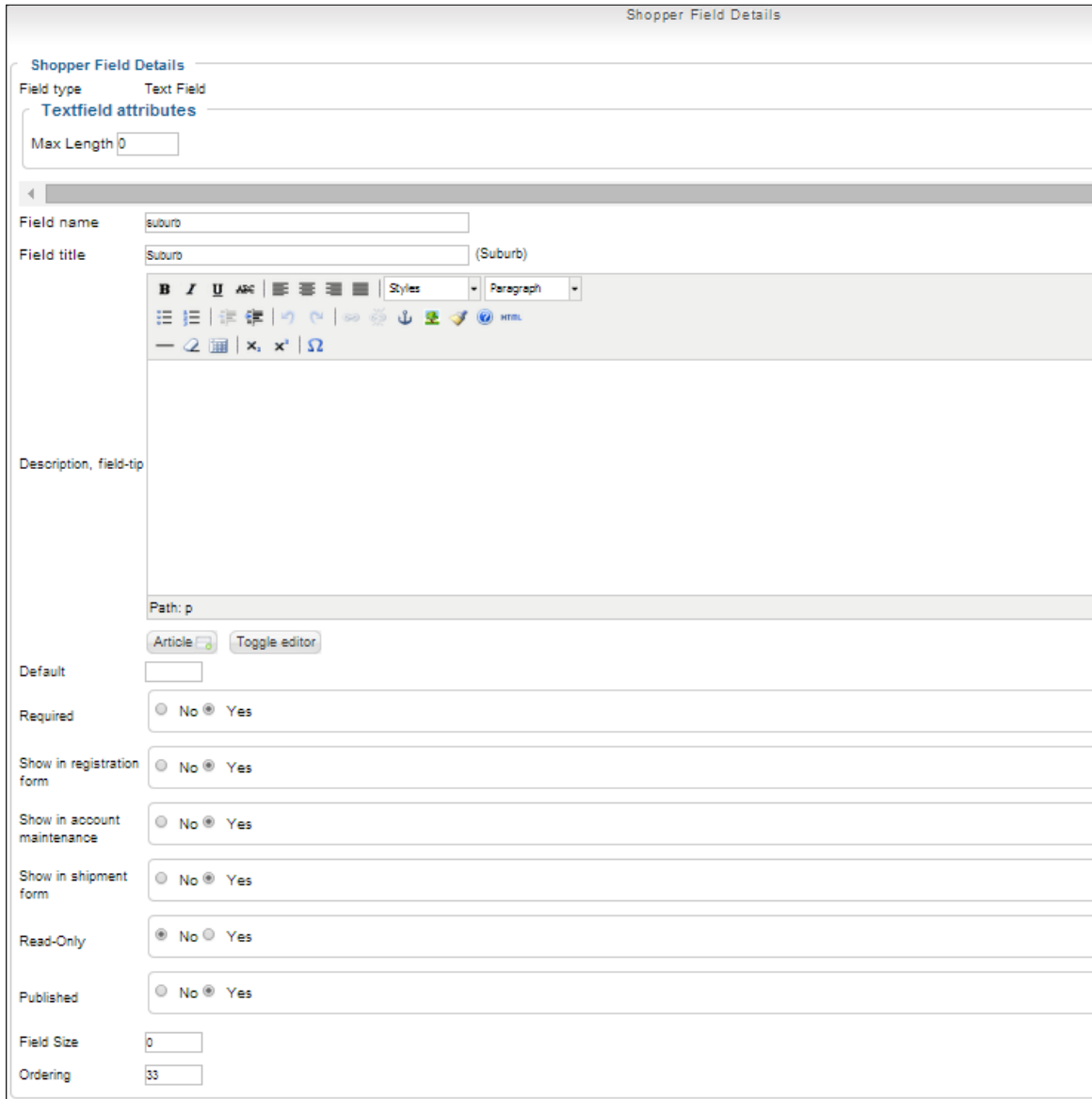
If there is already one then use it in the next step.

Upload the file edit_address_userfields.php into it.



Configure the shopper field:

You need also to make a compulsory suburb Shopper Field in your VM Shopper Fields. You find then in the Virtuemart Configuration->Configuration->Shopper Fields



The screenshot shows the 'Shopper Field Details' configuration page. The field is named 'suburb' with a title '(Suburb)'. It is a 'Text Field' with a 'Max Length' of 0. The field is currently set to 'Default', 'Not Required', and is not shown in registration, account maintenance, or shipment forms. It is 'Read-Only' and 'Published'. The field size is 0 and its ordering is 33. The description area contains a rich text editor with a toolbar and a blank text area.

Shopper Field Details	
Field type	Text Field
Textfield attributes	
Max Length	0
Field name: suburb	
Field title: Suburb (Suburb)	
Description, field-tip: [Rich text editor]	
Path: p	
Article: [Article icon] Toggle editor	
Default	[]
Required	<input type="radio"/> No <input checked="" type="radio"/> Yes
Show in registration form	<input type="radio"/> No <input checked="" type="radio"/> Yes
Show in account maintenance	<input type="radio"/> No <input checked="" type="radio"/> Yes
Show in shipment form	<input type="radio"/> No <input checked="" type="radio"/> Yes
Read-Only	<input checked="" type="radio"/> No <input type="radio"/> Yes
Published	<input type="radio"/> No <input checked="" type="radio"/> Yes
Field Size	0
Ordering	33

You should move this under the address_2 field for a nicer layout on the invoices etc.

<input type="checkbox"/>	middle_name	Middle Name	text	●	✓	✓	✓	✓	✓	●	●	26
<input type="checkbox"/>	last_name	Last Name	text	✓	✓	✓	✓	✓	✓	●	●	28
<input type="checkbox"/>	address_1	Address 1	text	✓	✓	✓	✓	✓	✓	●	●	30
<input type="checkbox"/>	address_2	Address 2	text	●	✓	✓	✓	✓	✓	●	●	32
<input type="checkbox"/>	suburb	Suburb	text	✓	✓	✓	✓	✓	✓	●	●	33
<input type="checkbox"/>	zip	Zip / Postal Code	text	✓	✓	✓	✓	✓	✓	●	●	34
<input type="checkbox"/>	city	City	text	✓	✓	✓	✓	✓	✓	●	●	36

Now on your Billing and Shipping address dialogs a new field will appear (Suburb) and will when populated as soon as a valid postcode is entered in the Postcode field.

Address 2

Zip / Postal Code *

Suburb *

FEDERAL
 PINBARREN
 POMONA

City *

Country *

State / Province / Region *

Please be aware that this is unlikely to work if you are using a 3rd party One page Checkout extensions.

As these extensions over write most of the stand VirtueMart code and templates the over ride will not be found. It may be possible to adapt your OPC templates to work with this plugin and I am available to do this work for my normal fee.

There can be though no guarantee that it is possible - some of these OPC are extremely complicated. We hope you are satisfied with our plugin and service We would be delighted if you left a review at <http://extensions.joomla.org/extensions/extension-specific/virtuemart-extensions/virtuemart-shipping/20739>.

Regards,

John,

GJC Web Design.



Remember - buy once and lifetime updates for free for current Virtuemart versions (VM2.x) !!!

Just use our [Support Page](#) and request your update - please mention your order id and email you used while ordering.

We will email you the new zip bundle - just re-install as normal - all your methods and settings will be saved.