

GJC Web Design Virtuemart 3 Ecommerchant Payment Plugin





This is the VirtueMart 3 EcomMerchant Payment Plugin. Installs as a native VirtueMart 3 Joomla 3 Payment Plugin. [Totalwebsolutions](#) is one of the most popular suppliers of payment solutions to the UK & Eire.

You can download it here - [Download](#)

Price is €40.00

Installation Instructions

After downloading the package (GJC_EcomMerchant_Payment_Virtuemart_3_unzip_first.zip) first unzip it.


 GJC_EcomMerchant_Payment_Virtuemart_2_Plugin.pdf	842 KB	Adobe Acrobat Document
 vm2.0_ecommerchant.v1.0.zip	24,9 KB	Zip Compressed File

Use the standard Joomla Installer to install the zip file vm2.0_ecommerchant.v1.0.zip

Upload & Install Joomla Extension

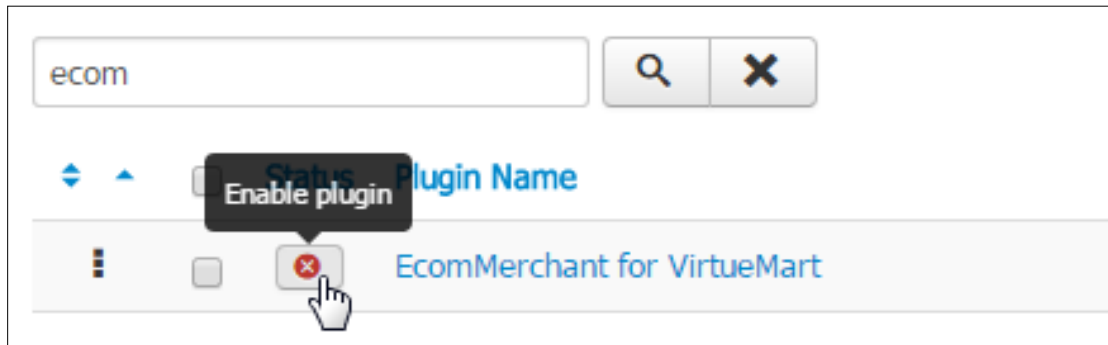
Extension package file vm3_ecommer...t.v1.0.zip

The success message will appear

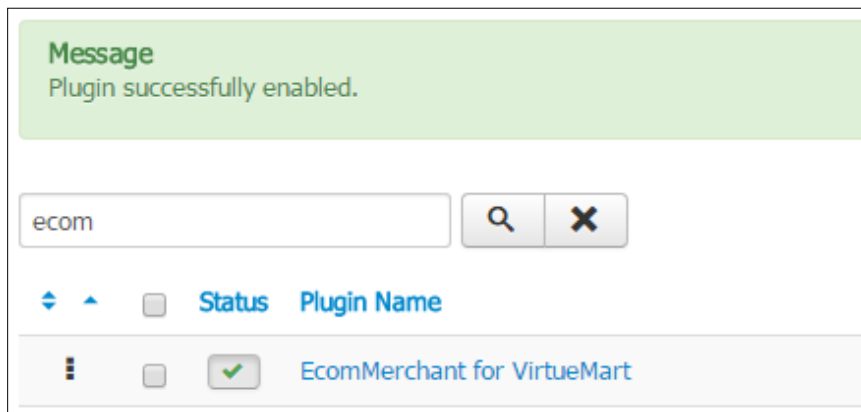


Enable Plugin:

Go to Extensions->Plug-in Manager and search for 'ecom'. Click the icon to enable

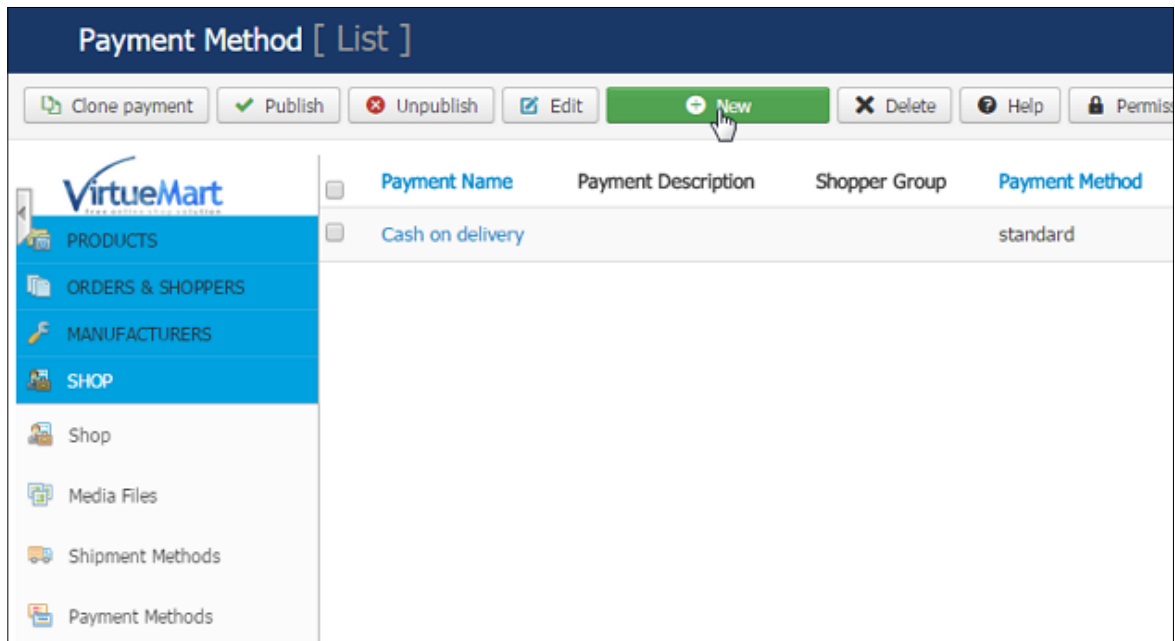


Enabled successfully



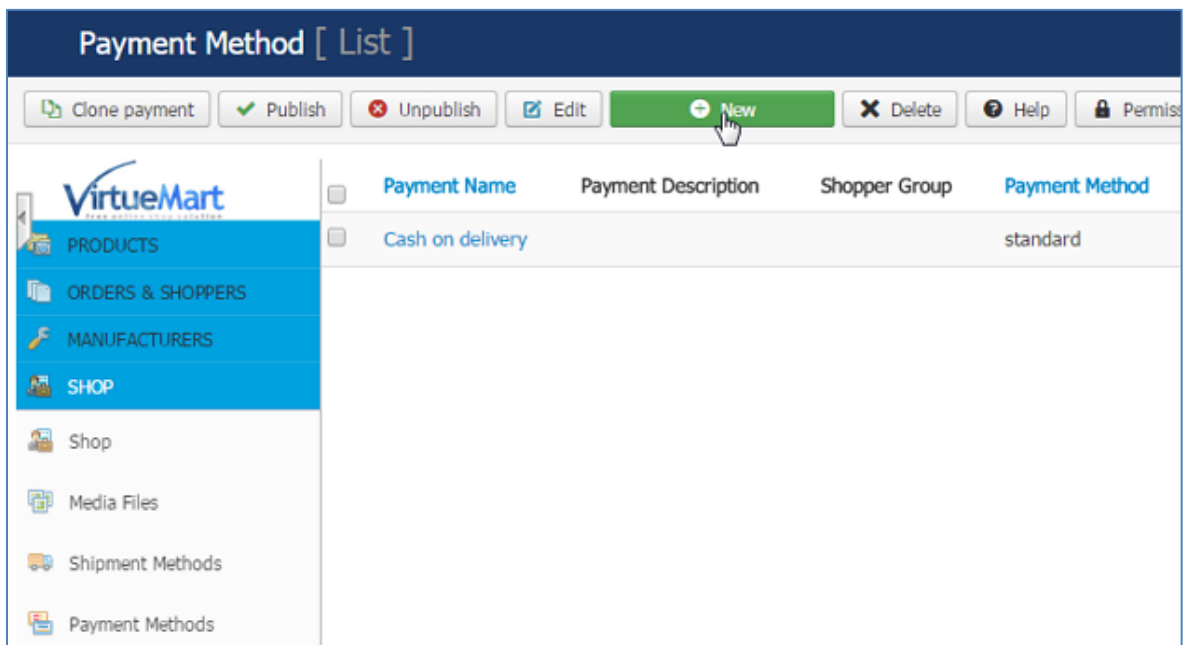
Make a new Payment Method:

Now go to Components->Virtuemart and browse to Shop->Payment methods. Click on "New".



The configuration page will open.

Give the new method a title like ' EcomMerchants Payments' and select ' ecommerce' as the method. An explanation can go in the description.



Configuration:

Save and then click the "Configuration" tab.

Samport

Payment Method: samport

Before configuring this Payment module you must register with Samport Payment Services AB. They will then supply the parameters below.

PARAMETERS

Logos

TellusPayID:

Secret Key:

Payment Currency

RESTRICTIONS

Countries

Minimum Amount

Maximum Amount

Fee per transaction

Percent of the total product amount

Tax

RETURN TO SHOP

Order Status for Pending transactions

Order Status for Successful transactions

Order Status for Failed transactions

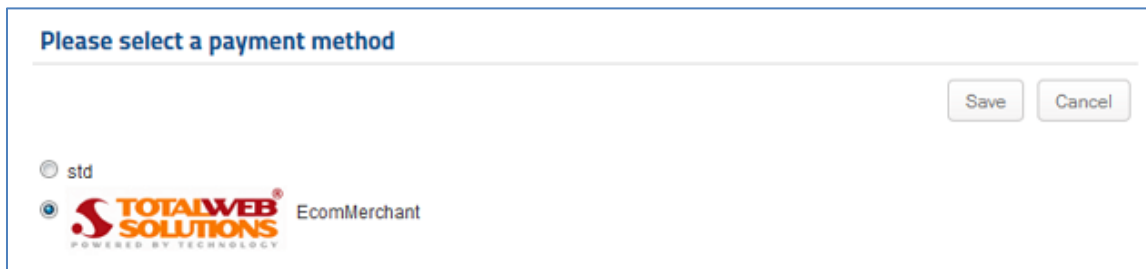
Debug

Check samport ip address

Log all IPN notification

Debug? No Yes

1.If you want a logo choose ecommerce.gif from the Logos dropdown. Images are stored in images/stories/virtuemart/payment.



Please select a payment method

std

TOTALWEB SOLUTIONS EcomMerchant
POWERED BY TECHNOLOGY

Save Cancel

2. The EcomMerchant Login ID is the ID from your EcomMerchant AdminTool Login.

3. Test mode is used until Ecommerchant advise that your test purchases are successful and you can go live.

4. You can filter this payment by the standard VM parameters.

5. Choose what Status you want the plugin to return for orders.

6. The responses that EcomMerchant send back to your server can be captured and logged. If so you will find them at log/ecom-ipn.log in your Joomla folder.

8. There is also a debug option if you have some config problems.

Virtuemart Pages:

Checkout:

On completion of the checkout page and confirmation of the purchase the user is taken to this page where he can confirm the payment and be transferred to the EcomMerchant secure payment site to complete the transaction.



Successful Transaction:

If the payment is successful the client is returned to the following screen and the order is set to the status chosen in the plugin administration (normally "C" -> Confirmed)

Thank you for your Order!

Your payment has been approved.

Payment Name	 EcomMerchant
Order Number	e8a30199
Transaction Number	199089

If an attempted is made to spoof the success return url with the correct parameters the payment status is checked with EcomMerchant. If the payment has not been approved the following screen is shown.

Thank you for your Order!

Your payment has not been approved.


EcomMerchant response is: FAIL

Please try try again by returning to the cart and re-process your payment.

[Return to your cart](#)


Unsuccessful Transaction:


If the transaction is not accepted by EcomMerchants the client is returned to this screen:

 **Your payment has not been approved.**
Please try try again by checking your payment details and re-process your payment.

Cart [Continue Shopping](#)


Hello test2 > [Logout](#)

 **Bill To**
test2@gjcwebdesign.com
Mr test2 test2
17 High Street
Sydney
SK43GN United Kingdom
England
[Add/Edit billing address information](#)

 **Ship To**
Only in case shipment address is different from billing address, click »Add/Edit shipment address« button below
[Add/Edit shipment address](#)

Orders:

In the Virtuemart order Management you can see each attempted payment or response returned by EcomMerchant.

Payment Method	
Date	2014-06-12 15:27:29
Payment Name	 EcomMerchant
Order total sent to EcomMerchant	101.00 GBP
Date	2014-06-12 16:07:43
Date	2014-06-12 16:09:07
ecomresponse	Response: FAIL Amount: Transaction No.: ECOM returned FAILED
Date	2014-06-12 16:15:55
ecomresponse	Response: FAIL Amount: Transaction No.: ECOM returned FAILED

Additional information is logged (if you have enabled this in the EcomMerchant Plugin admin) in a txt file named ecom-ipn.log in your Joomla log files folder (see your Joomla admin) - example:

```
2014-06-12 16:29:05
plgVmConfirmedOrder order number: e8a30199

2014-06-12 16:29:58
OrderID | PaymentID | OrderNumber
200 | e8a30199 | 4

2014-06-12 16:29:58
eCOM plgVmOnPaymentResponseReceived return new_status:C | Order number: 200

2014-06-12 16:31:52
OrderID | Order Number | PaymentID
199 | 43a30198 | 4

2014-06-12 16:31:52
eCOM plgVmOnUserPaymentCancel return new_status: FAILED | Order Number: 199
```

Our plugin is relatively simple to install and configure and if you need any help we are always here. Just read some of the reviews on Joomla Extensions to see what other customers think of our service!

<http://extensions.joomla.org/extensions/extension-specific/virtuemart-extensions/virtuemart-shipping/20740>

e.g

"I have used GJC Web Designs products a couple of times and found both the extension and the support "A" grade. Recently I requested some mods for the VM Australia post module. Their quote was surprisingly inexpensive but more importantly the speed of development and the follow-up serves as exemplary. This was most important as my client really needed the mod and fast! I experienced a couple of initial problems due to my own mis-understanding of the installation process and they checked my site within minutes and my module was working as expected.

GJC Web Designs is the best outfit I have dealt with in relation to Joomla and Virtuemart and my 5-star rating says it all. Thoroughly recommended"

We hope you are happy with your EcomMerchant payment plugin and would love to hear any feedback or suggestions. Please use our [Support](#) page.

Any reviews are of course encouraged at Joomla Extensions.

Thank you,

John

