



GJC Web Design VM2.6/3.0



TaxCloud Plugin



Thank you for buying our VM Taxcloud Plugin!

This plugin retrieves the required tax from Taxcloud and submits the collected amounts to your TaxCloud account.

Dedicated test site at

<http://test.gjcwebdesign.com/vm2t9>

Login with testshopper/testshopper

Getting your api ids:

USPS:

This is for the address validation

Create or login to your USPS.com account and sign up for a Web Tools User ID. You can find it in a box on the right hand side of the page at <http://www.usps.com/webtools/> entitled "Access USPS Web Tools".

Once you have received your email with your Web Tools User ID in it, contact USPS personally and request access to the production server by email (icustomer@usps.com) or phone (1-800-344-7779) because the requests Virtuemart sends out will not work at all in testing or production mode if USPS does not grant you access personally. Tell them that you are using Virtuemart which has been tested with their systems already.

<https://secure.shippingapis.com/registration/>

This seems to be not needed now .. If you just enter a 1 in the USPS API Key field it works. :)



GJC Web Design VM2.6/3.0

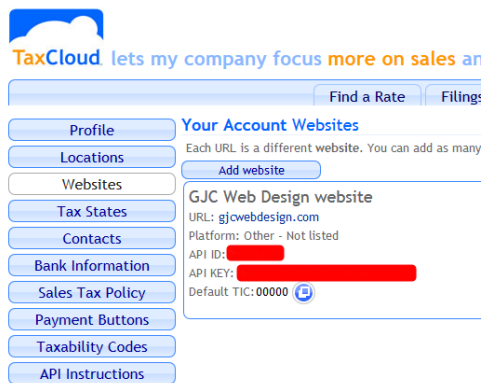


TaxCloud Plugin

TaxCloud;

Go to <https://taxcloud.net/account/register/> and sign up for membership - **this is completely free as is their service - the States themselves pay TaxCloud for this service.**

Select "Virtuemart" for the "Shopping cart" Once you have completed the registration process and entered your website details you will find your API ID and API KEY under the Websites button.



PLEASE NOTE:

Even though TaxCloud uses the avalara VM calculation math operation name it has nothing to do with Avalara. The Avalara plugin **MUST** be disabled in the Joomla Plugins!

<input type="checkbox"/>	Name	Description	Ordering	Type of Arithmetic Operation	Math Operation	Value	Currency
<input type="checkbox"/>	USA Local State Taxes	California Sales Tax	0	TaxBill	avalara	0.0000	United States dollar

All shipping and payment methods **MUST** have their Tax set to 'Apply the default rules'!

No other vmcalculation plugins can be enabled.. **ONLY** TaxCloud.

The shopper field 'zip' should have its Max Length set to 5 : Zip+4 codes are added automatically by the USPS look up.



TaxCloud Plugin

Taxability Information Codes (TICs)

The plugin sends the default TIC if none is set. Only setup TICs for your products if they belong to a group that is not the default 00000 group.

Shipping and Payment fees you might charge automatically get their correct TIC codes. Configure a new Custom Field as below.

The title MUST be TIC!!!

The screenshot shows the VirtueMart administration interface for creating a new Custom Field. The title is set to "TIC" and the description is "tic tax codes". The "Custom Field Type" is set to "String". Other options include "Show Title", "Published", "Parent", "Cart Attribute", "Default", "Tooltip", "Layout position", "Admin only", "Is a list?", and "Hidden".

A full searchable list is available from your TaxCloud Account.

If your site deals with a majority of goods in a particular TIC category then use this as your default value above. Otherwise the default in the VM TaxCloud plugin Default TIC Setting will be used.

00000 = General Goods and Services (uncategorized/undefined)



TaxCloud Plugin

TaxCloud is easy to use.

Find a Rate | Filing

Profile | **Taxability Information Codes (TICs)**

Locations | About | Explore TICs | TIC Feeds

Websites

Tax States

Contacts

Bank Information

Sales Tax Policy

Payment Buttons

Taxability Codes

API Instructions

Explore TICs

- General Goods and Service
- Shipping and Administrativ
- Clothing, Sports, and Acces
- School supply...
- Disaster preparedness supp
- Computers, Electronics, an
- Food related...
- Medical and Hygiene relate
- Telecommunications relate
- Services...
- Construction Materials...

Then for each product if required define your TIC.

If no id is configured then the code is what was chosen in the TaxRule config (see below) will be used.

Choose the default TIC (see handbook) if none is configured per product.

Shipping is already configured with TIC: 11010

Payment charges with TIC: 10010

Shipping is already configured with TIC: 11010

Payment Fees are already configured with TIC: 10010 (admin services)

Related Categories
Search for Related Categories
Reset

Related Products
Search for Related Products
Reset

Custom Field Type:
TIC

Title	Value	Price	Type	Delete/Move
TIC	<input type="text" value="20010"/>		String	★



TaxCloud Plugin

Installing and configuring:

The plugin installs as a native Joomla Plugin - just install and enable. Unzip the file you received and choose the right plugin for your VM version (Vm2.6 or VM3(both J3 & J2.6))

Your version of VM must be greater than VM3.0.10 (and it should be VM3.0.12) .

If so install version VM_taxcloud_3.0.13_VM3.0.10.zip .

This is tested working on VM version 3.0.9.6+ -> 3.0.12. This is the latest test stable.

So effectively the minimum it will work on is VM3.0.9.6

if using a version less than 3.0.9.6 then install VM_taxcloud_3.0.2_VM3.0.8.zip

With version VM3.0.9, VM3.0.9.2 up to VM3.0.9.4 there is a bug that stops the TaxCloud plugin from accessing the shipping charge : this is fixed in later VM3.0.9.4 versions

If you are using any of the VM3.0.9.6 and + versions you must make a core change in the file components\com_virtuemart\views\cart\tmpl\default_pricelist.php line 185: comment out the code:

```
#if($rule['calc_value_mathop']=='avalara') continue;
```

This enables the display

```
184 foreach ($this->cart->cartData['taxRulesBill'] as $rule) {
185     #if($rule['calc_value_mathop']=='avalara') continue;
186     ?>
```

If you are re-installing on an existing VM3 and you are using the VM_taxcloud_3.0.13_VM3.0.10 version, install as per normal but then you MUST go back to the Tax config and reset the Math Operation to TaxCloud (it will have flipped back to +)

Then save the page again



TaxCloud Plugin

Then under the VM administration make a new "Taxes and Calculations" Rule.

Now make a new Tax rate as set out below.

Tax & Calculation Rule Details

Calculation Rule name	USA Local State Taxes
Published	<input checked="" type="checkbox"/>
Ordering	0
Description	
Type of Arithmetic Operation	Tax per bill
Math Operation	TaxCloud
Value	0.0000
Currency	United States dollar
Product Category	Available for all
Shopper Groups	Available for all
Country	United States
States	Available for all
Manufacturer	Available for all
Start Date	01/01/14
End Date	-Never-

You can leave the States setting to "Available for all" because the plugin takes the settings from your TaxCloud account. There you specify exactly which states you want to collect tax from.

You can still use the state selector above if you want to disable the display of taxes in the cart for states you don't collect from.

Underneath these fields you will find the VM TaxCloud configuration.

Fill in the 3 codes you have from Taxcloud and USPS.



Choose your default TIC - normally 00000 - General Goods and Services



TaxCloud Plugin

i User data stored
USPS : Address confirmed by USPS

The tax is displayed in the cart and the customer can checkout.

Name	SKU	Price	Quantity / Update	USA Local State Taxes %	Discount	Total
Classic Hat	PCML	\$100.00	3  			\$300.00
Product prices result						\$300.00
<input type="text" value="Enter your Coupon code"/>		<input type="button" value="Save"/>				
USA Local State Taxes				\$26.40		\$26.40
Selected shipment						\$10.00
Self pick-up						
Selected payment						\$20.00
Cash on collection						
Total:				\$26.40		\$356.40

In this case the product is \$10.00, shipping is \$10.00 and a payment fee of \$2.00 is charged.

The address is in Texas and TaxCloud calculates the following taxes.

Item 0 Tax = \$24.75

Payment/Service Charge Tax = \$1.65

Shipping Tax = \$0 (exempt from tax in this state)

For a total of \$26.40





TaxCloud Plugin


If the address isn't validated the message is shown:

i **USPS - Billing Address :**
Address not found by USPS

And the checkout button isn't shown until the address is corrected.

Name	SKU	Price:	Quantity / Update	Tax Discount	Total
1Kg Parcel	0001	\$10.00	1  		\$10.00
			Product prices result		\$10.00
			USA Local State Taxes		
Standard					\$10.00
No payment selected Select payment					
Total:				\$0.00	\$20.00

Notes and special requests

 [Click here to read terms of service and check the box to accept them.](#)

After validation the customer checks out as normal.

The tax is stored with the order in Virtuemart and shown in the invoices etc. When the order is confirmed either manually in the Virtuemart admin or by the payment plugin in the normal way the information is sent to TaxCloud where it is immediately available in your account under the "Transactions" menu.



TaxCloud Plugin

<input type="checkbox"/>	f586022	GJC WebDesign	test@gjcwebdesign.com	Support Payments		Thursday, 09 January 2014 21:17	Thursday, 09 January 2014 21:18	Confirmed	Add Comment	<input type="checkbox"/> Notify Shopper? <input checked="" type="checkbox"/> Include this Comment? <input checked="" type="checkbox"/> Update status for all lines?	\$22.81	37
--------------------------	---------	---------------	-----------------------	------------------	--	---------------------------------	---------------------------------	-----------	-------------	---	---------	----

or check our Support Center
Welcome back [redacted] | Logout

TaxCloud is awesome.

Find a Rate | Filings | Transactions | Account | Support | Resources

Your Transactions Display transactions from 12/09/2013 to 01/09/2014 | Display settings | Manual entry | Upload | Download

Your Transactions from 12/09/2013 to 01/09/2014
Highlight a section of the graph to zoom in

Date	Customer ID	Origin Zip	Destination	Completed	Total Sales	Total Tax
1/9/2014	803a81835345c163e3c9d5f394f4027c	765133237	84660-9506	1/10/2014	\$22.00	\$0.81
1/8/2014	TEad0234829	765133237	71854-5203	1/8/2014	\$103.00	\$10.56
1/8/2014	TEad0234829	765133237	71854-5203	1/8/2014	\$30.00	\$3.08
1/7/2014	803a81835345c163e3c9d5f394f4027c	326935641	76513-3212	1/8/2014	\$15.00	\$1.24
1/7/2014	803a81835345c163e3c9d5f394f4027c	840252012	84660-9506	1/8/2014	\$10.00	\$0.65
1/7/2014	803a81835345c163e3c9d5f394f4027c	840252012	84660-9506	1/8/2014	\$20.00	\$1.30
1/7/2014	803a81835345c163e3c9d5f394f4027c	840252012	84660-9506	1/8/2014	\$0.00	\$0.00
1/7/2014	803a81835345c163e3c9d5f394f4027c	840252012	84660-9506	1/8/2014	\$0.00	\$0.00

It is as painless as that!

If the goods are returned or the order cancelled etc this is also handled automatically. When the order is set to cancelled and Saved in the Virtuemart admin the tax is also deleted from the TaxCloud transactions.



TaxCloud Plugin

<input type="checkbox"/>	#586022	GJC WebDesign	test@gjcwebdesign.com	Samport Payments		Thursday, 09 January 2014 21:17	Thursday, 09 January 2014 21:25	Cancelled Add Comment	<input type="checkbox"/> Notify Shopper? <input checked="" type="checkbox"/> Include this Comment? <input checked="" type="checkbox"/> Update status for all lines?	\$22.81	37
--------------------------	---------	---------------	-----------------------	------------------	--	---------------------------------	---------------------------------	--------------------------	---	---------	----

TaxCloud is wonderful!

or check our Support Center
Welcome back XXXXXXXXXX Logout

[Find a Rate](#) | [Filings](#) | [Transactions](#) | [Account](#) | [Support](#) | [Resources](#)

Your Transactions Display transactions from 12/09/2013 to 01/09/2014 | [Display settings](#) | [Manual entry](#) | [Upload](#) | [Download](#)

Your Transactions from 12/09/2013 to 01/09/2014
Highlight a section of the graph to zoom in

Date	Customer ID	Origin Zip	Destination	Completed	Total Sales	Total Tax
1/9/2014	803a81835345c163e3c9d5f394f4027c	765133237	84660-9506	1/10/2014	\$0.00	\$0.00
1/8/2014	TEad0234829	765133237	71854-5203	1/8/2014	\$103.00	\$10.56
1/8/2014	TEad0234829	765133237	71854-5203	1/8/2014	\$30.00	\$3.08
1/7/2014	803a81835345c163e3c9d5f394f4027c	326935641	76513-3212	1/8/2014	\$15.00	\$1.24
1/7/2014	803a81835345c163e3c9d5f394f4027c	840252012	84660-9506	1/8/2014	\$10.00	\$0.65
1/7/2014	803a81835345c163e3c9d5f394f4027c	840252012	84660-9506	1/8/2014	\$20.00	\$1.30
1/7/2014	803a81835345c163e3c9d5f394f4027c	840252012	84660-9506	1/8/2014	\$0.00	\$0.00
1/7/2014	803a81835345c163e3c9d5f394f4027c	840252012	84660-9506	1/8/2014	\$0.00	\$0.00



TaxCloud Plugin

If some items need to be cancelled from a mixed order this is also possible but requires a small simple code change (to introduce a trigger) in administrator/components/com_virtuemart/models/orders.php

find

```
function public function updateSingleItem($virtuemart_order_item_id, &$orderdata, $orderUpdate = false)
```

just before the line `$dataT = get_object_vars($table);`

add:

```
/*GJC TAXCLOUD HACK*/
JPluginHelper::importPlugin('vmcalculation');
$_dispatcher = JDispatcher::getInstance();
$_returnValues = $_dispatcher-
>trigger('plgVmOnUpdateSingleItem', array($table, &$orderdata));
/*GJC TAXCLOUD HACK*/
```

Should look like:

```
390 //     $_returnValues = $_dispatcher->trigger('plgVmOnUpdateSingleItem', array($table, &$orderdata));
391 */
392 /*GJC TAXCLOUD HACK*/
393 JPluginHelper::importPlugin('vmcalculation');
394 $_dispatcher = JDispatcher::getInstance();
395 $_returnValues = $_dispatcher->trigger('plgVmOnUpdateSingleItem', array($table, &$orderdata));
396 /*GJC TAXCLOUD HACK*/
397     $dataT = get_object_vars($table);
```

I am happy to do this for you or to supply a pre changed orders.php

The individual item is then removed from TaxCloud:

Date	Customer ID	Origin Zip	Destination	Completed	Total Sales	Total Tax
1/14/2014	803a81835345c163e3c9d5f394f4027c	765132012	84660-9506	1/14/2014	\$25.00	\$1.35
Transaction Date: 1/14/2014		Taxable: Mixed		Website: GJC TaxCloud verification		
Authorize Date: 1/14/2014		Cart/Order ID: e90e08				
Destination: 84660-9506		Customer ID: 803a81835345c163e3c9d5f394f4027c				
Item Identifier	TIC	Tax Rate	Quantity	Price/Item	Tax Amount	
0002	0	0.06750	1.0000	\$20.00	\$1.35	
0005	0	0.06750	1.0000	\$10.00	\$0.68	
shipping	11010	0.00000	1.0000	\$5.00	\$0.00	
0005	0	0.06750	1.0000	(\$10.00)	(\$0.68)	

[Order \[Edit \]](#)

Tax removed at TaxCloud



TaxCloud Plugin

Debugging

Debugging is available - just switch it on in the VM Taxcloud admin if you want to check what is happening.

e.g

```
[cartID] => 52cf0fa64515c
[cartItems] => Array
(
    [0] => CartItem Object
    (
        [ItemID:CartItem:private] => 0001
        [Index:CartItem:private] => 0
        [TIC:CartItem:private] => 20010
        [Price:CartItem:private] => 10
        [Qty:CartItem:private] => 1
    )
    [1] => CartItem Object
    (
```

Support

Remember we are here to help - any questions or problems just email us on webmaster@gjcwebdesign.com

We pride ourselves on our support!

If you would like to leave a review at <http://extensions.joomla.org/extensions/extension/extension-specific/virtuemart-extensions/taxcloud-for-virtuemart> we would be very grateful.

It makes a huge difference to other users perception of the extension.

Regards

John

Founder/Owner GJC Web Design

